



NEW HOLLAND

E805



NET FLYWHEEL POWER	340 kW - 456 hp
OPERATING WEIGHT (MAX.)	82 000 kg
BUCKET CAPACITY	2.4 - 5.0 m ³



NEW HOLLAND

CONSTRUCTION

BUILT AROUND YOU

E805 SPECIFICATIONS



TIER 2 EMISSIONED ENGINE

Net flywheel power (ISO 14396)340 kW/456 hp
 Rated rpm1800
 Make and modelISUZU 6WG1TC
 Type.....4-stroke, Turbocharged, direct injection and intercooler
 Total displacement15.6 l
 Number of cylinders.....6
 Bore and stroke147 x 154 mm

Engine rpm electronic control, dial type.

Auto-Idling selector returns engine to minimum rpm when all controls are in neutral position.

-15° C outside temperature start as standard equipment.

Standard electronic theft control.

The engine conforms to 97/68/CE STAGE 2 Standards.



ELECTRICAL SYSTEM

Voltage24 V
 Alternator90 A
 Starter motor7 kW
 Standard maintenance-free batteries2
 Capacity140 Ah



HYDRAULIC SYSTEM

New S.H.S. (Smart Hydraulic System) for perfect controllability and complete simultaneity of all movements.

New generation **A.I. (Artificial Intelligence)** on-board computer **A.P.S. (Automatic Priority System)** device.

Computerized pumps delivery and main control valve actuation in relation to manipulators stroke.

E.S.S.C. (Engine Speed Sensing Control) device for total installed hydraulic power exploitation.

High definition E.T.U. (Easy to Use) multi-function monitor

Mechatronic Work Selector (M.W.S.):

- **Automatic Mode** - Automatic adaptation to work conditions
- **Standard Mode (S)** - Standard operating mode
- **Heavy Mode (H)** - Maximum hydraulic power for maximum productivity
- **Light Mode (L)** - Finishing and precision works

Power Boost device with automatic insertion

Ultra Clean Systemoil change every 5000 hours

Main pumps:

Two variable delivery pumps with electronic delivery adjustment.

Pumps automatically revert to zero delivery with controls in neutral.

Maximum delivery.....2 x 500 l/min

Piloting circuit gear type pump

Maximum delivery27 l/min

Maximum operating pressure34.3 MPa



TRANSMISSION

Typehydrostatic, two-speed

Travel motorsaxial pistons double displacement type

Brakesoil bath disc type, automatically applied
 and hydraulically released

Final driveoil bath, planetary reduction

Gradeability (continuous)70% (35°)

Travel speeds:

lowfrom 0 to 2.9 km/h

highfrom 0 to 4.3 km/h

Automatic DownShift device: to move travel motors to maximum displacement position with selector on “high speed” position when greater traction is required.



SWING

Swing motoraxial piston type

Swing brake.....oil bath disc type, automatically applied
and hydraulically released

Final driveoil bath, planetary reduction

Swing ringgrease bath type

Swing speed7.6 rpm



CAB AND CONTROLS

TOPS (Tilt Over Protection Structure) standard cab.

Transparent cab roof.

Standard automatic conditioning.

Controlspiloted

Two cross path manipulators actuate all equipment movements and upperstructure swing.

Two pedals with hand levers control all track movements, counter-rotation included.

A safety lever completely neutralizes the piloting circuit.



UNDERCARRIAGE

X-frame undercarriage design, with variable gauge

Reinforced track chain with sealed bushings.

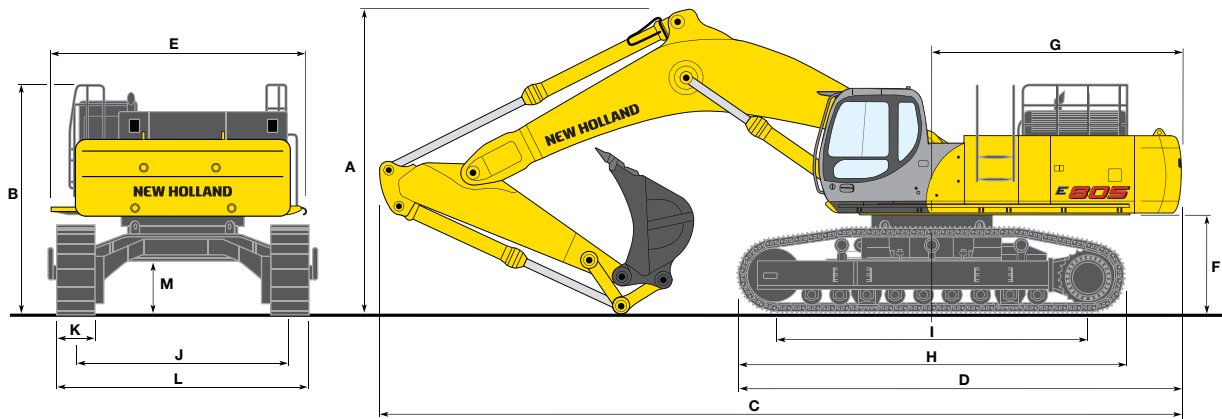
	E805
Track rollers (each side)	9
Carrier rollers (each side)	3
Length of track on ground (mm)	5070
Gauge (mm)	2830-3450
Shoes (mm)	750



CAPACITIES

Engine	litres
Lube oil33
Coolant100
Fuel tank900
Hydraulic system720

DIMENSIONS (mm) - OPERATING WEIGHT



MONOBLOC BOOM 7250 mm - DIPPERSTICK 2950 mm

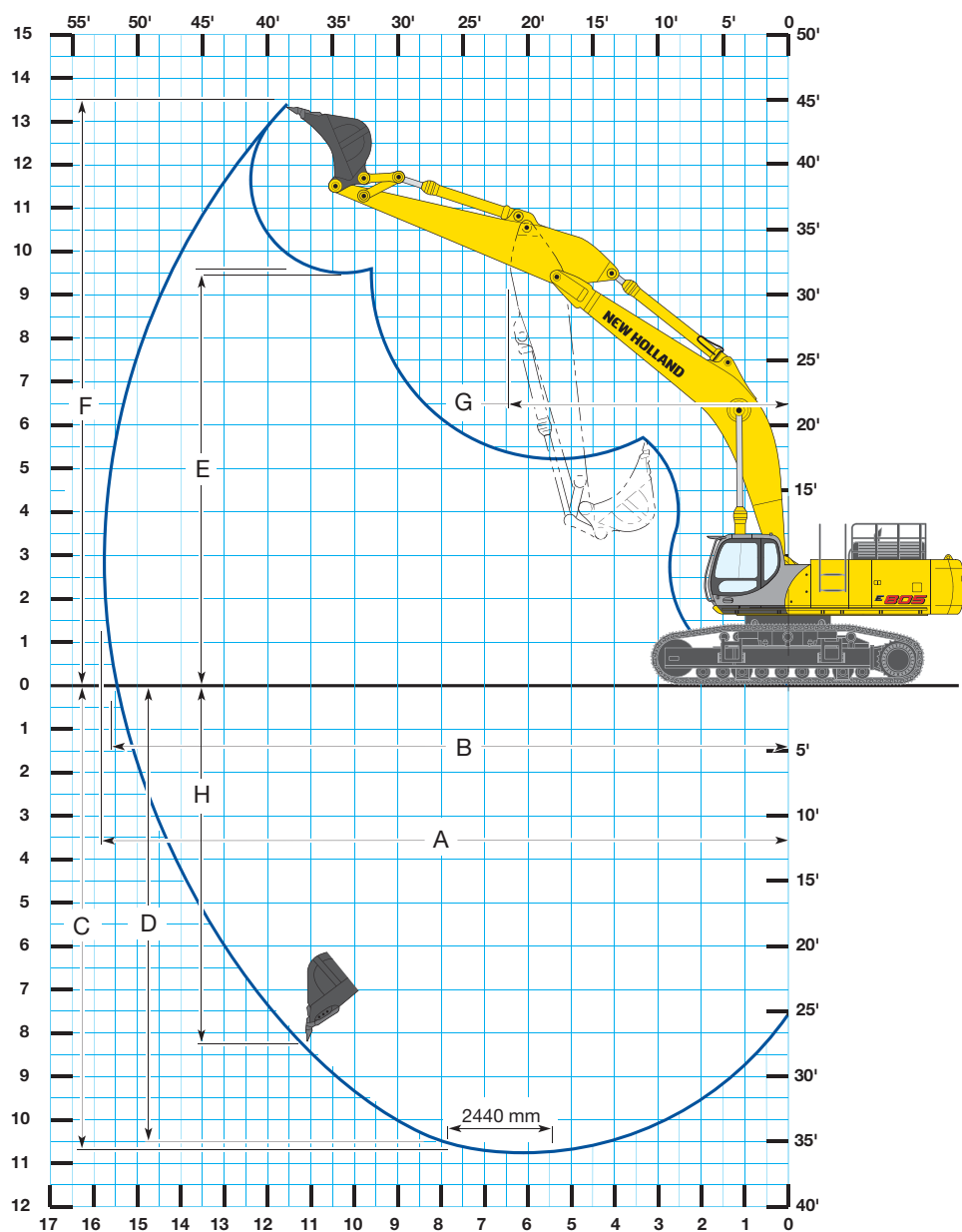
A) Overall height	5050	K) Track shoes width	750
B) Cab height	3790	L) Track overall width	
C) Overall length	13020	Shoes 650 mm	(in work position) 4100
D) Overall length (without attachment)	7250		(in transport position) 3480
E) Width of upperstructure (with cat walks)	4130	Shoes 750 mm	(in work position) 4200
F) Upperstructure ground clearance	1590		(in transport position) 3580
G) Swing (rear end) radius	4100	M) Ground clearance	890
H) Track overall length	6360		
I) Centre/centre (idler to sprocket)	5070	Operating weight	Weight Ground pressure
J) Track gauge (in work position)	3450		(kg) (bar)
(in transport position)	2830		78600 1.07

MONOBLOC BOOM 8400 mm - DIPPERSTICK 3600 mm

A) Overall height	4810	K) Track shoes width	750
B) Cab height	3790	L) Track overall width	
C) Overall length	13020	Shoes 650 mm	(in work position) 4100
D) Overall length (without attachment)	7250		(in transport position) 3480
E) Width of upperstructure (with cat walks)	4130	Shoes 750 mm	(in work position) 4200
F) Upperstructure ground clearance	1590		(in transport position) 3580
G) Swing (rear end) radius	4100	M) Ground clearance	890
H) Track overall length	6360		
I) Centre/centre (idler to sprocket)	5070	Operating weight	Weight Ground pressure
J) Track gauge (in work position)	3450		(kg) (bar)
(in transport position)	2830		79000 1.08

E805

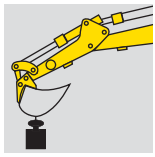
DIGGING PERFORMANCE WITH MONOBLOC BOOM 8400 mm



DIPPERSTICK	mm	3600	4400	5600
A) Maximum digging reach	mm	14100	14800	15900
B) Maximum digging reach at ground level	mm	13850	14550	15650
C) Maximum digging depth	mm	8700	9450	10650
D) maximum digging depth - levelled bottom 2440 mm	mm	8550	9350	10550
E) Maximum dump height	mm	8900	9150	9550
F) Maximum digging height	mm	12900	13150	13550
G) Minimum equipment swing radius	mm	6250	-	-
H) Vertical straight wall dig depth	mm	6450	7150	8300
Breakout force - Dipperstick	daN	29000	24700	20900
Breakout force - Bucket	daN	32200	32200	32200

LIFTING CAPACITY

WITH MONOBLOC BOOM 8400 mm

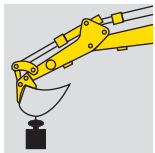


RADIUS OF LOAD

3.0 m		6.0 m		9.0 m		12.0 m		AT MAX REACH		REACH m
FRONT	SIDE	FRONT	SIDE	FRONT	SIDE	FRONT	SIDE	FRONT	SIDE	

DIPPERSTICK 3600 mm - BUCKET 3400 kg

HEIGHT	3.0 m		6.0 m		9.0 m		12.0 m		AT MAX REACH		REACH m
	FRONT	SIDE	FRONT	SIDE	FRONT	SIDE	FRONT	SIDE	FRONT	SIDE	
+9.0 m					11150*	11150*			9150*	9150*	9.25
+6.0 m			20100*	20100*	14200*	12850			9100*	9100*	10.70
+3.0 m			27000*	21500	16200*	11250			10300*	7800	11.20
0			28350*	20300	17300*	10300			13350	7650	10.85
-3.0 m			24850*	20250	15800*	10200			14450*	9300	9.60
-6.0 m			15650*	15650*					13500*	13500*	6.85

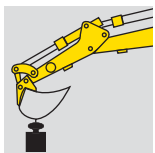


RADIUS OF LOAD

3.0 m		6.0 m		9.0 m		12.0 m		AT MAX REACH		REACH m
FRONT	SIDE	FRONT	SIDE	FRONT	SIDE	FRONT	SIDE	FRONT	SIDE	

DIPPERSTICK 4400 mm - BUCKET 3400 kg

HEIGHT	3.0 m		6.0 m		9.0 m		12.0 m		AT MAX REACH		REACH m
	FRONT	SIDE	FRONT	SIDE	FRONT	SIDE	FRONT	SIDE	FRONT	SIDE	
+9.0 m									5250*	5250*	10.30
+6.0 m					13050*	12900			4900*	4900*	11.65
+3.0 m			25200*	21900	15300*	11250	6100*	6100*	5200*	5200	12.10
0			28100*	20050	16850*	10150			6450*	6450*	11.75
-3.0 m			25850*	19750	16150*	9800			9850*	7500	10.60
-6.0 m			18400*	18400*					12400*	12150*	8.20



RADIUS OF LOAD

3.0 m		6.0 m		9.0 m		12.0 m		AT MAX REACH		REACH m
FRONT	SIDE	FRONT	SIDE	FRONT	SIDE	FRONT	SIDE	FRONT	SIDE	

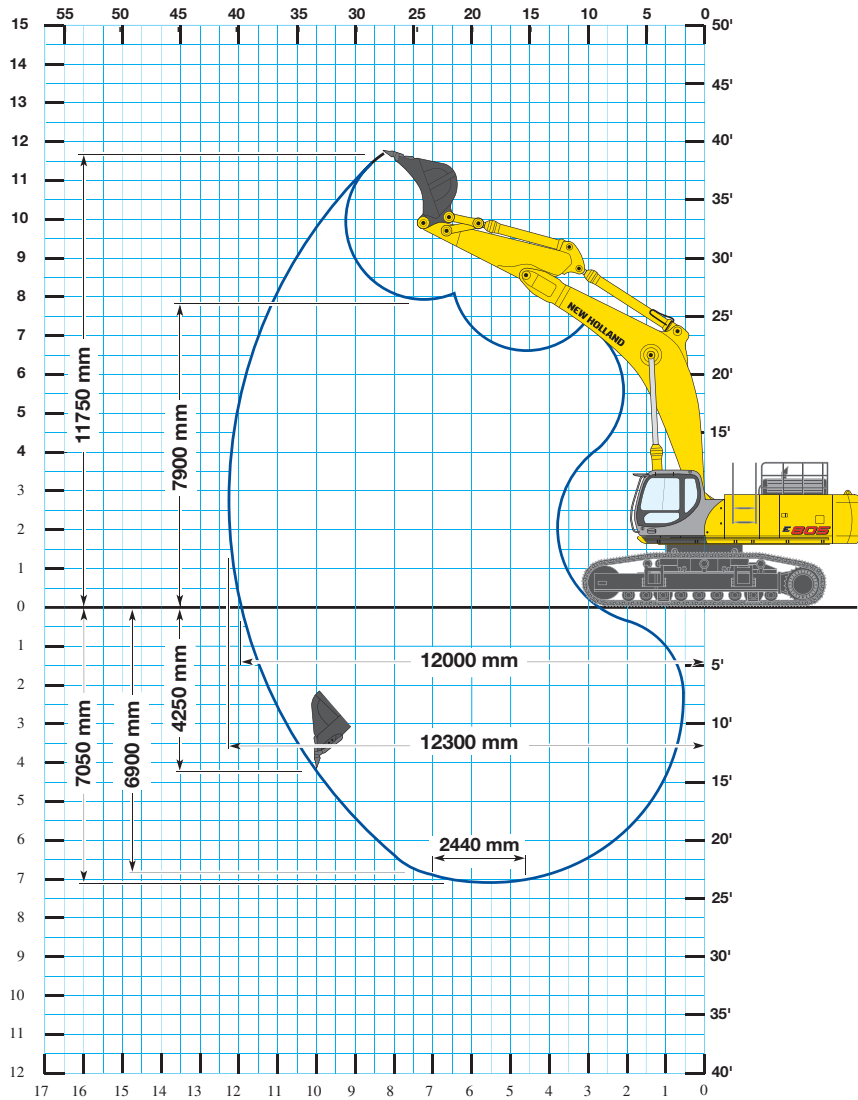
DIPPERSTICK 5600 mm - BUCKET 2960 kg

HEIGHT	3.0 m		6.0 m		9.0 m		12.0 m		AT MAX REACH		REACH m
	FRONT	SIDE	FRONT	SIDE	FRONT	SIDE	FRONT	SIDE	FRONT	SIDE	
+9.0 m									3350*	3350*	11.85
+6.0 m					13050*	12900	7600*	7600*	2900*	2900*	13.00
+3.0 m			22600*	22600*	14200*	11750	10600*	6850*	2900*	2900*	13.40
0			27500*	20400	16400*	10400	11150*	6200	3400*	3400*	13.10
-3.0 m			27250*	19600	16700*	9750	5550*	5550*	4700*	4700*	12.05
-6.0 m	32900*	32900*	22150*	20000*	13500*	10000			8500*	8450*	10.05

As per ISO 10567 with excavator equipped with bucket. The indicated load is no more than 87% of hydraulic system lifting capacity or 75% of static tipping load. Value marked with an asterisk are limited by the hydraulic system.

E805

DIGGING PERFORMANCE WITH MONOBLOC BOOM 7250 mm AND DIPPERSTICK 2950 mm



Digging force.....33200 daN
 Breakout force.....41200 daN

LIFTING CAPACITY WITH MONOBLOC BOOM 7250 mm

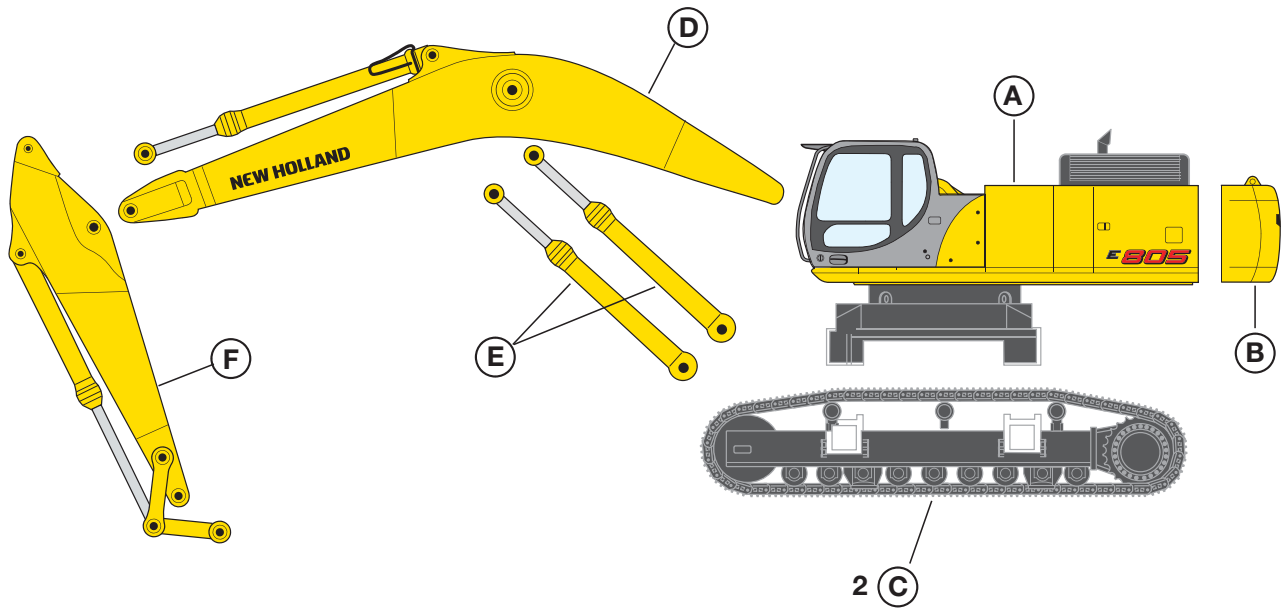
RADIUS OF LOAD	3.0 m		6.0 m		9.0 m		AT MAX REACH		REACH m
	FRONT	SIDE	FRONT	SIDE	FRONT	SIDE	FRONT	SIDE	

DIPPERSTICK 2950 mm - BUCKET 3650 kg

HEIGHT	3.0 m		6.0 m		9.0 m		AT MAX REACH		REACH m
+6.0 m			21200*	21200*			14700*	13250	
+3.0 m			27200*	22200	17500*	11600	16700*	10650	9.50
0			28600*	20700	17650*	10750	17500*	10650	9.05
-3.0 m	35400*	35400*	23250*	20800			17950*	14450	7.50

As per ISO 10567 with excavator equipped with bucket. The indicated load is no more than 87% of hydraulic system lifting capacity or 75% of static tipping load. Value marked with an asterisk are limited by the hydraulic system.

DIMENSIONS - TRANSPORT WEIGHTS



	LENGTH mm	WIDTH mm	HEIGHT mm	WEIGHT kg
A	5340	3340	2660	23300
B	3350	830	1260	12500
C each	6360	750	1500	13600
D	7250 mm	147	2700	7800
	8400 mm	147	2460	7450
E (per 2)	2940	870	-	1550
F	2950 mm	800	1660	4150
	3600 mm	800	1550	3800
Protections and others	-	-	-	250

NEW HOLLAND. THE POWER OF A GLOBAL BRAND

New Holland is a global brand with a key position in the Construction Equipment business. It supplies a **complete range of 13 product lines and 80 basic models** split into **Compact line** and **Heavy line**. It operates in all the main markets, such as **Europe, North and Latin America, Africa, Asia and Middle East** with the same technology and under the same logo and brand. It manufactures **durable, safe and productive** machines aimed at supporting customers in developing their own business. **Dealers are company partners**. They play an important role to support the brand in their territories through intense professional relationship with Customers. New Holland is reinforced by its **global alliance with Kobelco**: world leader in hydraulic excavator technology.



AT YOUR OWN DEALERSHIP

The information contained in this brochure is intended to be a general nature only. The NEW HOLLAND KOBELCO CONSTRUCTION MACHINERY S.p.A. company may at any time and from time to time, for technical or other necessary reasons, modify any of the details or specifications of the product described in this brochure. Illustrations do not necessarily show products in standard conditions. The dimensions, weights and capacities shown herein, as well as any conversion data used, are approximate only and are subject to variations within normal manufacturing techniques.

Published by NEW HOLLAND KOBELCO CONSTRUCTION MACHINERY S.p.A.
Printed in Italy - LEADER Firenze - Cod. 73301 226GB - Printed 12/07

Printed on recycled paper
CoC-FSC 000010 CQ Mixed sources



ELEMENTAL
CHLORINE
FREE
GUARANTEED



BUILT AROUND YOU

www.newholland.com